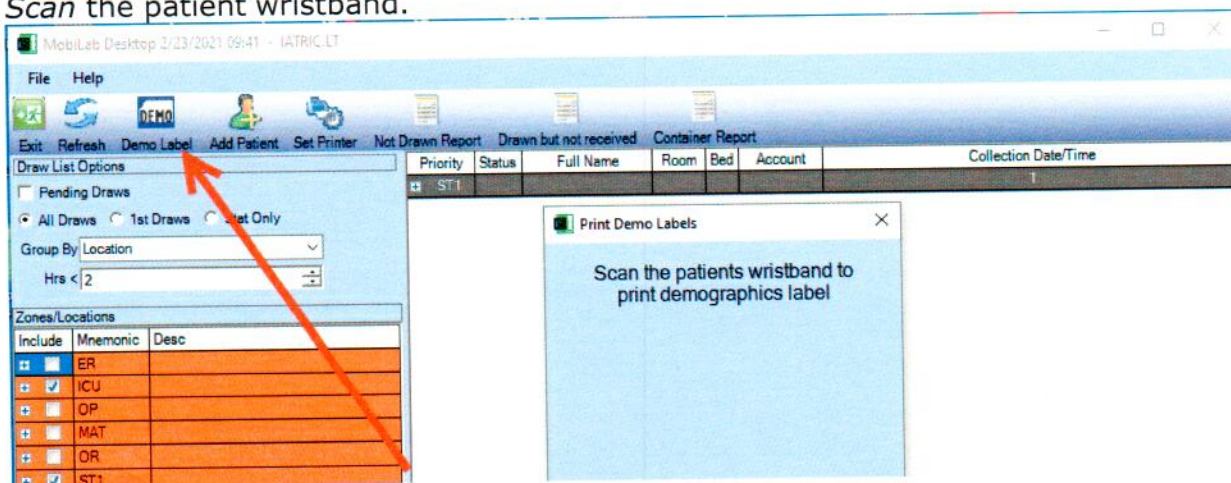


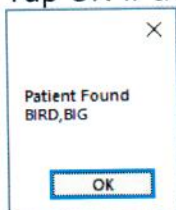
## Print Demographic Labels

The demographic label routine provides the option to print patient demographic labels following positive patient identification when no orders have been entered in the computer system.


- Tap *Demo Label*.
- Scan* the patient wristband.



- Tap *OK* if the name displayed is correct.



- Tap the *Secondary Patient Identifier* you have confirmed.



- Enter the number of labels needed, then tap *Print Labels*.

